



## OFFICE OF THE SUPERINTENDENT

Lincoln School Building • 8 Hunter Street • Lodi, New Jersey 07644  
Phone: (973) 778-4620 • Fax: (973) 778-6393



**Mr. Frank D'Amico**  
*Superintendent of Schools*

June 2, 2025

Lodi School District  
Roosevelt School  
435 Passaic Avenue  
Lodi, New Jersey 07644

Dear Roosevelt School Community,

Our school system is committed to protecting student, teacher, and staff health. To protect our community, in accordance with the Department of Education regulations at N.J.A.C. 6A:26-12.4, Roosevelt School tested our schools' drinking water for lead.

In accordance with the Department of Education regulations, Lodi Board of Education will implement immediate remedial measures for any drinking water outlet with a result greater than the action level of 15  $\mu\text{g/l}$  (parts per billion [ppb]). This includes turning off the outlet unless it is determined the location must remain on for non-drinking purposes. In these cases, they have been decommissioned.

### Results of our Testing

Following instructions given in technical guidance developed by the New Jersey Department of Environmental Protection, we completed a plumbing profile for each of the buildings within Lodi School District. Through this effort, we identified and tested all drinking water and food preparation outlets. Of the (16) outlets sampled, (1) first draw samples tested above the lead action level established by the US Environmental Protection Agency for lead in drinking water (15  $\mu\text{g/l}$  [ppb]).

The table below identifies the drinking water outlets that tested above the 15  $\mu\text{g/l}$  for lead with the associated first draw and follow-up flush sample lead levels, as well as what temporary remedial action Lodi Board of Education has taken to reduce the levels of lead at these locations.

Sample Location	First Draw Result in $\mu\text{g/l}$ (ppb)	Follow-up flush Result in $\mu\text{g/l}$ (ppb)	Remedial Action
RES-FP-1FL-KITCH-4 (Mini Sink)	15.6	N/A	"DO NOT DRINK – SAFE FOR HANDWASHING ONLY" SIGN POSTED

## Summary of Actions Taken

*In accordance with N.J.A.C. 6A:26-12.4(e)2, summarize actions taken to:*

- 1. Immediately end use of each drinking water outlet where any sample result (first draw or flush sample) exceeded the lead action level;*
- 2. Any additional remedial actions taken or planned; and*
- 3. The measures taken to ensure alternate drinking water has been made to all students and staff at the school(s) where the outlet(s) is located.*

## Health Effects of Lead

High levels of lead in drinking water can cause health problems. Lead is most dangerous for pregnant women, infants, and children under 6 years of age. It can cause damage to the brain and kidneys and can interfere with the production of red blood cells that carry oxygen to all parts of your body. Exposure to high levels of lead during pregnancy contributes to low birth weight and developmental delays in infants. In young children, lead exposure can lower IQ levels, affect hearing, reduce attention span, and hurt school performance. At *very* high levels, lead can even cause brain damage. Adults with kidney problems and high blood pressure can be affected by low levels of lead more than healthy adults.

## How Lead Enters our Water

Lead is unusual among drinking water contaminants in that it seldom occurs naturally in water supplies like groundwater, rivers, and lakes. Lead enters drinking water primarily because of the corrosion, or wearing away, of materials containing lead in the water distribution system and in building plumbing. These materials include lead-based solder used to join copper pipe, brass, and chrome-plated brass faucets. In 1986, Congress banned the use of lead solder containing greater than 0.2% lead, and restricted the lead content of faucets, pipes, and other plumbing materials. However, even the lead in plumbing materials meeting these new requirements is subject to corrosion. When water stands in lead pipes or plumbing systems containing lead for several hours or more, the lead may dissolve into the drinking water. This means the first water drawn from the tap in the morning *may* contain fairly high levels of lead.

## Lead in Drinking Water

Lead in drinking water, although rarely the sole cause of lead poisoning can significantly increase a person's total lead exposure, particularly the exposure of children under the age of 6. EPA estimates that drinking water can make up 20% or more of a person's total exposure to lead.

## For More Information

A copy of the test results is available in our central office for inspection by the public, including students, teachers, other school personnel, and parents, and can be viewed

between the hours of 8:30 a.m. and 4:00 p.m. and are also available on our website at [lodiinjschools.org](http://lodiinjschools.org). For more information about water quality in our schools, contact the Facility Department at Lodi Board of Education 973-778-4920.

For more information on reducing lead exposure around your home and the health effects of lead, visit EPA's Web site at [www.epa.gov/lead](http://www.epa.gov/lead), call the National Lead Information Center at 800-424-LEAD, or contact your health care provider.

If you are concerned about lead exposure at this facility or in your home, you may want to ask your health care providers about testing children to determine levels of lead in their blood.

Sincerely,

A handwritten signature in black ink, appearing to read "Frank D'Amico", with a stylized flourish at the end.

Frank D'Amico  
Superintendent of Schools

FD/al





Built Environment Testing  
IATL

9000 Commerce Parkway Suite B  
Mt. Laurel, New Jersey 08054  
Telephone: 856-231-9449  
Email: customerservice@iatl.com

### CERTIFICATE OF ANALYSIS

Client: Karl Environmental Group  
20 Lauck Road  
Mohnton PA 19540

Report Date: 4/18/2025  
Report No.: 712176 - Lead Water  
Project: Roosevelt ES  
Project No.: 24-0550

Client: KAR387

### LEAD WATER SAMPLE ANALYSIS SUMMARY

Lab No.:7836489      Location:FB      Result(ppb):<1.00  
Client No.:RES-DW-1FL-ROOM13      \* Sample acidified to pH <2.

Lab No.:7836490      Location:FB      Result(ppb):<1.00  
Client No.:RES-DW-1FL-ROOM12      \* Sample acidified to pH <2.

Lab No.:7836491      Location:FB      Result(ppb):<1.00  
Client No.:RES-DW-1FL-ROOM11      \* Sample acidified to pH <2.

Lab No.:7836492      Location:FB Left      Result(ppb):9.10  
Client No.:RES-WC-1FL-HALL-10-1      \* Sample acidified to pH <2.

Lab No.:7836493      Location:FB Mid      Result(ppb):<1.00  
Client No.:RES-WC-1FL-HALL-10-2      \* Sample acidified to pH <2.

Lab No.:7836494      Location:BF Mid      Result(ppb):<1.00  
Client No.:RES-WC-1FL-HALL-10-3      \* Sample acidified to pH <2.


Lab No.:7836495      Location:FB Right      Result(ppb):2.80  
Client No.:RES-WC-1FL-HALL-10-4      \* Sample acidified to pH <2.

Lab No.:7836496      Location:FB Left      Result(ppb):1.10  
Client No.:RES-WC-1FL-HALL7-1      \* Sample acidified to pH <2.


Lab No.:7836497      Location:FB Right      Result(ppb):5.30  
Client No.:RES-WC-1FL-HALL7-2      \* Sample acidified to pH <2.

Lab No.:7836498      Location:Sink      Result(ppb):5.10  
Client No.:RES-NS-1FL-NURSE      \* Sample acidified to pH <2.

Please refer to the Appendix of this report for further information regarding your analysis.

Date Received: 4/16/2025  
Date Analyzed: 04/18/2025  
Signature:   
Analyst: Mark Stewart

Approved By:

  
Frank E. Ehrenfeld, III  
Laboratory Director



Built Environment Testing  
IATL

9000 Commerce Parkway Suite B  
Mt. Laurel, New Jersey 08054  
Telephone: 856-231-9449  
Email: customerservice@iatl.com

#### CERTIFICATE OF ANALYSIS

Client: Karl Environmental Group  
20 Lauck Road  
Mohnton PA 19540

Client: KAR387

Report Date: 4/18/2025  
Report No.: 712176 - Lead Water  
Project: Roosevelt ES  
Project No.: 24-0550

#### LEAD WATER SAMPLE ANALYSIS SUMMARY

Lab No.: 7836499      Location: Sink      Result(ppb): 5.10  
Client No.: RES-TL-1FL-FAC      \* Sample acidified to pH <2.

Lab No.: 7836500      Location: Sink      Result(ppb): 5.40  
Client No.: RES-FP-1FL-KITCH-1      \* Sample acidified to pH <2.


Lab No.: 7836501      Location: Sink Right      Result(ppb): 1.40  
Client No.: RES-FP-1FL-KITCH-2      \* Sample acidified to pH <2.

Lab No.: 7836502      Location: Sink Left      Result(ppb): 3.50  
Client No.: RES-FP-1FL-KITCH-3      \* Sample acidified to pH <2.


Lab No.: 7836503      Location: Mini Sink      Result(ppb): 15.6  
Client No.: RES-FP-1FL-KITCH-4      \* Sample acidified to pH <2.

Lab No.: 7836504      Location: BLANK      Result(ppb): <1.00  
Client No.: RES-BLANK      \* Sample acidified to pH <2.

Please refer to the Appendix of this report for further information regarding your analysis.

Date Received: 4/16/2025  
Date Analyzed: 04/18/2025  
Signature:   
Analyst: Mark Stewart

Approved By:

  
Frank E. Ehrenfeld, III  
Laboratory Director

---

CERTIFICATE OF ANALYSIS

---

Client: Karl Environmental Group  
20 Lauck Road  
Mohnton PA 19540

Client: KAR387

Report Date: 4/18/2025  
Report No.: 712176 - Lead Water  
Project: Roosevelt ES  
Project No.: 24-0550

## Appendix to Analytical Report:

**Customer Contact:** Mike Karl  
**Analysis:** AAS-GF - ASTM D3559-15D

This appendix seeks to promote greater understanding of any observations, exceptions, special instructions, or circumstances that the laboratory needs to communicate to the client concerning the above samples. The information below is used to help promote your ability to make the most informed decisions for you and your customers. Please note the following points of contact for any questions you may have.

**iATL Customer Service:** customerservice@iatl.com

**iATL Office Manager:** ?wchampion@iatl.com

**iATL Account Representative:** Shirley Clark

**Sample Login Notes:** See Batch Sheet Attached

**Sample Matrix:** Water

**Exceptions Noted:** See Following Pages

### General Terms, Warrants, Limits, Qualifiers:

General information about iATL capabilities and client/laboratory relationships and responsibilities are spelled out in iATL policies that are listed at [www.iATL.com](http://www.iATL.com) and in our Quality Assurance Manual per ISO 17025 standard requirements. The information therein is a representation of iATL definitions and policies for turnaround times, sample submittal, collection media, blank definitions, quantification issues and limit of detection, analytical methods and procedures, sub-contracting policies, results reporting options, fees, terms, and discounts, confidentiality, sample archival and disposal, and data interpretation.

iATL warrants the test results to be of a precision normal for the type and methodology employed for each sample submitted. iATL disclaims any other warrants, expressed or implied, including warranty of fitness for a particular purpose and warranty of merchantability. iATL accepts no legal responsibility for the purpose for which the client uses test results. Any analytical work performed must be governed by our Standard Terms and Conditions. Prices, methods and detection limits may be changed without notification. Please contact your Customer Service Representative for the most current information.

This confidential report relates only to those item(s) tested and does not represent an endorsement by NIST-NVLAP, AIHA LAP LLC, or any agency of local, state or province governments nor of any agency of the U.S. government.

This report shall not be reproduced except in full, without written approval of the laboratory.

### Information Pertinent to this Report:

Analysis by AAS Graphite Furnace:

- ASTM D3559-15D

Certification:

- NYS-DOH No. 11021

- NJDEP No. 03863

### Note: These methods are analytically equivalent to iATL's accredited method;

- USEPA 40CFR 141.11B

- USEPA 200.9 Pb, AAS-GF, RL <2 ppb/sample

- USEPA SW 846-7421 - Pb(AAS-GF, RL <2 ppb/sample)

Regulatory limit for lead in drinking water is 15.0 parts per billion as cited in EPA 40 CFR 141.11 National Primary Drinking Water Regulations, Subpart B: Maximum contaminant levels for inorganic chemicals.

All results are based on the samples as received at the lab. iATL assumes that appropriate sampling methods have been used and that the data upon which these results are based have been accurately supplied by the client.

Sample results are not corrected for contamination by field or analytical blanks.

PPB = Parts per billion. 1 µg/L = 1 ppb MDL = 0.24 PPB Reporting Limit (RL) = 1.0 PPB



Built Environment Testing  
iATL

9000 Commerce Parkway Suite B  
Mt. Laurel, New Jersey 08054  
Telephone: 856-231-9449  
Email: customerservice@iatl.com

---

#### CERTIFICATE OF ANALYSIS

---

Client: Karl Environmental Group  
20 Lauck Road  
Mohnton PA 19540

Client: KAR387

Report Date: 4/18/2025  
Report No.: 712176 - Lead Water  
Project: Roosevelt ES  
Project No.: 24-0550

#### Disclaimers / Qualifiers:

There may be some samples in this project that have a "NOTE:" associated with a sample result. We use added disclaimers or qualifiers to inform the client about something that requires further explanation. Here is a complete list with highlighted disclaimers pertinent to this project. For a full explanation of these and other disclaimers, please inquire at [customerservice@iatl.com](mailto:customerservice@iatl.com).

Matrix spiking is performed on each client batch to determine if interferences could impact results. When spike recoveries fall out of acceptable range matrix interference is suspected and samples are diluted until acceptable spike recovery can be achieved. Reporting limits will increase by the same degree as the dilution required.

Note: Sample dilution required due to matrix interference.

Water Sample Turbidity greater than 1.0 NTU does not meet Federal and NJ State Primary & Secondary Drinking Water Standards.

\* ASTM D3559 (D) calls for the addition of acid at the time of sampling. Unless so noted on the chain of custody by the client iATL acidifies samples to a pH of <2 at least 24 hours prior to analysis.